



Ministry of Science and Higher Education of the Russian Federation Ulyanovsk State University	Form	
F - Working program on discipline « Neuroanatomy »		

APPROVED
by the decision of the Academic Council of the Institute
of Medicine, Ecology and Physical Culture of USU
of « 17 » May 2023, Record No. 9/250
Chairman V. I. Midlenko
(signature, signature clarification)
« 17 » May 2023



WORKING PROGRAM

Discipline	Neuroanatomy B1.O.48
Faculty	Faculty of medicine T. Z. Biktimirova
Department	General and Clinical Morphology
Course	2

Field (speciality) _____ 31.05.01 General medicine
course code (speciality), full name

Orientation (profile / specialization) _____
full name

Form of study _____ intramural _____
intramural, extramural, intra-extramural (specify only those that are implemented)

Date of introduction in the teaching process at USU: « 01 » _____ september _____ 2023

The program was updated at the department session: protocol № 10 of 14.06.2024

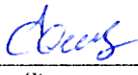

The program was updated at the department session: protocol № _____ of _____ 20 _____


The program was updated at the department session: protocol № _____ of _____ 20 _____

The program was updated at the department session: protocol № _____ of _____ 20 _____

Information on authors:

Initials	Department	Degree, title
Zerkalova J.F.	General and Clinical Morphology	Candidate of Medical Sciences, assistant professor
Vorotnikova M.V.	General and Clinical Morphology	Candidate of Biological Sciences, assistant professor

AGREED	AGREED
Head of the Department of General and Clinical Morphology, implementing the discipline	Head of the Graduating Department of Hospital Therapy
 / <u>Slesareva E.V.</u> / <i>Signature</i> <i>Initials</i>	 / <u>Vize-Khripunova M. A.</u> / <i>Signature</i> <i>Initials</i>
« 17 » _____ May _____ 2023	« 17 » _____ May _____ 2023

Ministry of Science and Higher Education of the Russian Federation Ulyanovsk State University	Form	
F - Working program on discipline « Neuroanatomy »		

1. GOALS AND TASKS OF MASTERING THE DISCIPLINE:

Goals of mastering the discipline - is the acquisition by students of knowledge about the form and structure of the human body, its constituent organs and systems.

The process of mastering the discipline "Neuroanatomy" is aimed at the formation of general professional competence GPC-5.

Tasks of mastering the discipline:

- to form students' knowledge about the shape of the human body, organs and systems;
- the study of anatomy as a fundamental biomedical discipline on the development and structure of organs and systems, the study of the development, structure of sex, age and individual variability of organs and systems as a whole and their individual parts.

2. PLACE OF DISCIPLINE IN THE STRUCTURE OF THE BASIC PROFESSIONAL EDUCATIONAL PROGRAM: the discipline Б1.О.48

Discipline "Neuroanatomy" refers to the basic part of the BPEP HE specialty 31.05.01 – «General medicine». Discipline "Neuroanatomy" for English-speaking students is taught and studied in English.


Natural science, mathematical and biomedical disciplines. Students must master the basics of terminology, correctly apply medical terms in both Latin and Russian, as well as master the knowledge and skills in the anatomy and topography of organs and tissues of the human nervous system.

Mastering the discipline is based on the knowledge, skills and abilities formed by previous disciplines: "Biology", "Anatomy", "Embryonic development of body tissues", "Histology, embryology, cytology", "Biochemistry".

Studying the discipline "Neuroanatomy" allows students to obtain the necessary knowledge and skills in the development of subsequent disciplines: "Normal physiology", "Microbiology, Virology", "Physiology of visceral systems", "Pathological anatomy", "Pathophysiology, clinical pathophysiology", "Obstetrics and gynecology", "Forensic medicine".

3. LIST OF PLANNED LEARNING OUTCOMES ON DISCIPLINE, CORRELATED WITH THE PLANNED RESULTS OF MASTERING THE BASIC PROFESSIONAL EDUCATIONAL PROGRAM

Code and name of the implemented competence	List of planned learning outcomes for discipline (module), correlated with indicators of achievement of the competencies
<p>GPC-5 Able to assess morphofunctional, physiological conditions and pathological processes in the human body to</p>	<p>IA-1_{GPC5} The student must know:</p> <ul style="list-style-type: none"> • structure, topography and development of cells, tissues, organs and systems of the body in interaction with their function in the norm and pathology, features of the organismic and population levels of organization of life; • anatomical and physiological, age-sexual and individual features of the structure and development of a healthy and sick organism;

Ministry of Science and Higher Education of the Russian Federation Ulyanovsk State University	Form	
F - Working program on discipline « Neuroanatomy »		

solve professional problems	<ul style="list-style-type: none"> the structure of the human body in relation to the function and topography of systems and organs, the functional systems of the human body, their regulation and self-regulation when exposed to the external environment in the norm and pathology.
	IA-2_{GPC5} The student must be able to: <ul style="list-style-type: none"> use educational, scientific, popular science literature, the Internet for professional activities; palpate the main bony landmarks on a person, outline the topographic contours of organs and the main vascular and nerve trunks; explain the nature of deviations in the course of development that can lead to the formation of variants of anomalies and defects.
	IA-3_{GPC5} The student must possess: <ul style="list-style-type: none"> the methods for assessing the anatomical, physiological and pathological conditions of the patient; the methods of physical examination of the patient.

4. TOTAL WORKLOAD OF THE DISCIPLINE

4.1. Volume discipline in credit units (total) 72 hours

4.2 Volume discipline by type of study (in hours)

Type of academic workload	Number of hours (form of study <u>intramural</u>)			
	Total in the plan	Throughout the terms		
		term № 1	term № 2	term № 3
1	2	3	4	5
Student-Teacher activity	54			54
Classes:	54	-	-	54
Lectures	-	-	-	-
Practical classes and seminars	54	-	-	54
Laboratory work, workshops	-	-	-	-
Self-study work	18	-	-	18
Types of midterm assessment (exam, test)	Test (1 Credit)	-		Test (1 Credit)
Total hours on discipline	72 (2 Credit)	-	-	72 (2 Credit)

* If it is necessary to use partially/exclusively distance learning technologies in the educational process, the number of hours of teaching staff working with students for conducting classes in a distance format using e-learning is indicated in the table using a slash.

4.3 The content of discipline (module). Distribution of hours on the themes and types of academic work:

Form of study intramural

Name of sections and themes	Total	Types of classes					Form of knowledge control
		Classes:			Interactive classes	Self-study work	
		Lectures	Practical classes and seminars	Laboratory work, workshops			
1	2	3	4	5	6	7	8
Section 1. CENTRAL NERVOUS SYSTEM.							
Functional anatomy of the brain, the topography of the roots of the cranial nerves	3	0	3	0	0	0	Test and practical skills
The telencephalon	3	0	3	0	0	0	Test and practical skills
The basal nuclei (nuclei basales)	3	0	3	0	0	0	Test and practical skills
The diencephalon. The midbrain	3	0	3	0	0	0	Test and practical skills
The metencephalon (metencephalon)	3	0	3	0	0	0	Test and practical skills
The medulla oblongata. The fourth ventricle	3	0	3	0	0	0	Test and practical skills
The system of the brain ventricles. Intermeningeal spaces of the brain and the spinal cord	3	0	3	0	1	0	Test and practical skills
The rhomboid fossa	3	0	3	0	0	0	Test and practical skills
Upward tracts of the brain and spinal cord (1)	5	0	3	0	1	2	Test and practical skills
Downward tracts of the brain and spinal cord (2)	5	0	3	0	1	2	Test and practical skills
Downward tracts of the brain and spinal cord (3)	3	0	3	0	1	0	Test and practical skills

Section 2. PERIPHERAL NERVOUS SYSTEM							
I-IV pars of the cranial nerves	5	0	3	0	0	2	Test and practical skills
V- VII pars of the cranial nerves	5	0	3	0	0	2	Test and practical skills
VIII- XII the cranial nerves	5	0	3	0	0	2	Test and practical skills
Section 3. ESTHESIOLOGY							
Functional anatomy of organ of vision	5	0	3	0	0	2	Test and practical skills
Functional anatomy of organ of hearing and balance	5	0	3	0	1	2	Test and practical skills
The organ of smell. The organ of taste.	5	0	3	0	1	2	Test and practical skills
The skin (cutis)	5	0	3	0	0	2	Test and practical skills
TOTAL	72	0	54		6	18	

5. CONTENT OF THE DISCIPLINE

" Lectures is not provided by the curriculum."

6. TOPICS OF PRACTICAL CLASSES (FOR DISCUSSING AND SELF-PREPARING OF STUDENTS)

Section 1. Central nervous system.

Topic 1. Functional anatomy of the brain, the topography of the roots of the cranial nerves.

Questions on the topic:

1. Anatomy of the brain regions.
2. Topography of the roots of the cranial nerves


Topic 2. The telencephalon. The cortex of the brain, its structure, sulci and gyri.

Questions on the topic:

1. Localization of functions in the cortex of hemispheres.
2. Meninges of the cerebrum and their derivatives.

Topic 3. The basal nuclei (nuclei basales)

Questions on the topic:

Ministry of Science and Higher Education of the Russian Federation Ulyanovsk State University	Form	
F - Working program on discipline « Neuroanatomy »		

1. Basal ganglia.
2. White matter of hemispheres. Internal capsule.
3. Corpus callosum. Fornix.

Topic 4. The diencephalon. The midbrain.

Questions on the topic:

1. Anatomic of structures of the diencephalon. Their topography and functions.
2. Anatomic of structures of the midbrain. Their topography and functions.

Topic 5. The metencephalon.

Questions on the topic:

1. Its structure, topography and functions.
2. Anatomy of cerebellum.

Topic 6. The medulla oblongata.

Questions on the topic:

1. Anatomic of structures of the brainstem part of the cerebrum (medulla oblongata, pons, mesencephalon and diencephalon).
2. The fourth ventricle. Its walls.

Topic 7. The system of the brain ventricles.

Questions on the topic:

1. Its structures and meaning.
2. Lateral ventricles. Its walls.
3. III ventricle. Its walls.
4. The vascular basic of the lateral ventricles. Functional anatomy of the third ventricle of the brain and cerebral aqueduct.

Topic 8. The rhomboid fossa.

Questions on the topic:

1. Its anatomical structures.
2. Topography of the cranial nerve nuclei of the brainstem.

Topic 9. Pathway (tracts) of the brain and spinal cord.


Questions on the topic:

1. Reflex arc as a basic of anatomical physiological unit of nervous system.
2. Simple and complex reflex arc.
3. Classification of pathways of nervous system. Association and commissural pathways.
4. Ascending projection (upward) tracts of nervous system. (exteroceptive, proprioceptive)

Topic 10. Pathway (tracts) of the brain and spinal cord.

Questions on the topic:

1. Classification of pathways of nervous system.
2. Descending projection (downward) tracts of nervous system (pyramidal).

Ministry of Science and Higher Education of the Russian Federation Ulyanovsk State University	Form	
F - Working program on discipline « Neuroanatomy »		

Topic 11. Pathway (tracts) of the brain and spinal cord.

Questions on the topic:

1. Classification of pathways of nervous system.
2. Descending projection (downward) tracts of nervous system (extrapyramidal).

Section 2 . Peripheral nervous system

Topic 12. I-IV pairs of the cranial nerves.

Questions on the topic:

1. General characteristics and classification of cranial nerves.
2. Olfactory, optic, oculomotor, block (trochlea) nerves.

Topic 13. V- VII pairs of the cranial nerves.

Questions on the topic:

1. General characteristics and classification of cranial nerves.
2. Trigeminal nerve. Branches of trigeminal nerve.
3. Facial and abducent nerves.

Topic 14. VIII- XII the cranial nerves.

Questions on the topic:

1. General characteristics and classification of cranial nerves.
2. Vestibulocochlear nerve, glossopharyngeal nerve, vagus nerve, accessory nerve, hypoglossal nerve.

Section 3. Esthesiology

Topic 15. Functional anatomy of organ of vision

Questions on the topic:

1. Anatomical and functional characteristics of sense organs.
2. The organ of the vision, its structure, functions and topography.
3. Accessory organs of the eye.
4. The pathway of visual analyzer.

Topic 16. Functional anatomy of organ of hearing and balance

Questions on the topic:

1. Structure and functions of middle ear and outer ear.
2. Bony and membranaceous labyrinth of inner ear.
3. Mechanism of appreciation.
4. Pathways of auditory and vestibular analyzer.


Topic 17. Functional anatomy of organ of smell. The organ of taste.

Questions on the topic:

1. Structure and functions.
2. The pathways (tracts) of smell and taste.

Topic 18. Functional anatomy of skin (cutis).

Форма А

Ministry of Science and Higher Education of the Russian Federation Ulyanovsk State University	Form	
F - Working program on discipline « Neuroanatomy »		

Questions on the topic:

1. Structure and functions.
2. Types of skin glands.
3. Structure of nails and hairs.

7. LABORATORY WORK, WORKSHOPS


"This type of work is not provided by the curriculum."

8. THEMES OF COURSE, CONTROL WORKS, ABSTRACTS

"This type of work is not provided by the curriculum."

9. LIST OF QUESTIONS FOR CREDIT

№ task	Question wording
1.	Anatomic and morphological classifications of the nervous system; its anatomic formations (plexus, ganglions, nerves).
2.	Anatomic classification of cerebrum.
3.	Anatomical structures of telencephalon. Relief of pallium.
4.	Localization of functions in the cortex of hemispheres.
5.	Meninges of the cerebrum and their derivatives.
6.	The vessels of the brain.
7.	Basal ganglia. White matter of hemispheres.
8.	Internal capsule. External capsule.
9.	Corpus callosum. Fornix. Its parts, structures and functions.
10.	Anatomical structures of diencephalon. Its borders, parts, structures and functions.
11.	Anatomical structures of mesencephalon. Its borders, parts, structures and functions.
12.	Anatomical structures of metencephalon. Borders, parts, structures and functions of the pons.
13.	Anatomical structures of metencephalon. Borders, parts, structures and functions of the cerebellum.
14.	Anatomical structures of medulla oblongata. Borders, parts, structures and functions.
15.	Lateral ventricles. Parts and walls.
16.	Third ventricle. Its walls.
17.	Fourth ventricle. Its walls.
18.	Ways outflow of cerebrospinal fluid.
19.	Rhomboid fossa, its structure and relief, topography of nuclei of the cranial nerves.
20.	Reflex arc as a basic of anatomical physiological unit of nervous system. Simple and complex reflex arc.
21.	Classification of pathways of nervous system. Association and commissural pathways.
22.	Ascending projection (upward) tracts of nervous system. (exteroceptive)


Ministry of Science and Higher Education of the Russian Federation Ulyanovsk State University	Form	
F - Working program on discipline « Neuroanatomy »		

23.	Ascending projection (upward) tracts of nervous system. (proprioceptive)
24.	Descending projection (downward) tracts of the nervous system (pyramidal).
25.	Descending projection (downward) tracts of the nervous system (extrapyramidal).
26.	General characteristics and classification of cranial nerves.
27.	Characteristic, nucleus, topography and branches of olfactory nerve.
28.	Characteristic, nucleus, topography and branches of optic nerve.
29.	Characteristic, nucleus, topography and branches of oculomotor nerve. block (trochlea) nerves.
30.	Characteristic, nucleus, topography and branches of trochlea nerve.
31.	Characteristic, nucleus, topography and branches of trigeminal nerve.
32.	Characteristic, nucleus, topography and branches of abducent nerve.
33.	Characteristic, nucleus, topography and branches of facial nerve.
34.	Characteristic, nucleus, topography and branches of vestibulocochlear nerve.
35.	Characteristic, nucleus, topography and branches of glossopharyngeal nerve.
36.	Characteristic, nucleus, topography and branches of vagus nerve.
37.	Characteristic, nucleus, topography and branches of accessory nerve.
38.	Characteristic, nucleus, topography and branches of hypoglossal nerve.
39.	Anatomy of sense organs. Organ of vision.
40.	Anatomy of organs of hearing and balance.
41.	Functional anatomy of organ of smell. The organ of taste.
42.	Functional anatomy of skin (cutis).


10. SELF-STUDY WORK OF STUDENTS

Form of education: intramural

Name of sections and topics	The content of work	Volume in hours	Form of control
Section 1. CENTRAL NERVOUS SYSTEM.			
Topic 1. Upward tracts of the brain and spinal cord (1)	Study of literature Questions on the topic: 1. Anatomical and functional classification of the pathways of the nervous system. 2. Associative and commissural pathways. 3. Ascending projection tracts of the nervous system.	2	Credit
Topic 2. Downward tracts of the brain and spinal cord (2)	Study of literature Questions on the topic: 1. Descending projection (downward) tracts of the nervous system (pyramidal). 2. Subcortical and cortical centers, functions.	2	Credit
Section 2. PERIPHERAL NERVOUS SYSTEM			
Topic 3. I- IV pars of the	Study of literature Questions on the topic:	2	Credit

Ministry of Science and Higher Education of the Russian Federation Ulyanovsk State University	Form	
F - Working program on discipline « Neuroanatomy »		

cranial nerves.	1. The features of development, nucleus, the topography of the canals and openings of the skull, branches, innervation area 1-4 pairs of cranial nerves. 2. Features of the functional anatomy of 1,2 pairs of cranial nerves.		
Topic 4. V- VII pars of the cranial nerves.	Study of literature Questions on the topic: 1. Autonomic ganglions, their relations with trigeminal nerve. 2. Pterygopalatine ganglion, otic ganglion, sublingual ganglion, submandibular ganglion, their biding with branches of trigeminal nerve	2	Credit
Topic 5. VIII- XII the cranial nerves.	Study of literature Questions on the topic: 1. The features of development, nucleus, the topography of the canals and openings of the skull. 2. Its branches, innervation area 8-12 pairs of cranial nerves.	2	Credit
Section 3. ESTHESIOLOGY			
Topic 6. Functional anatomy of organ of vision	Study of literature Questions on the topic: 1. Filo and ontogenesis of the organ of vision. 2. Age features of the organ of vision. 3. Anomalies of the development of the eye cloud.	2	Credit
Topic 7. Functional anatomy of organ of hearing and balance	Study of literature Questions on the topic: 1. Development and age characteristics of vestibule-cochlear organ. 2. Anomalies of the development of the cochlear organ.	2	Credit
Topic 8. The organ of smell. The organ of taste.	Study of literature Questions on the topic: 1. Filo and ontogenesis of organs of smell and taste. 2. Anomalies of the development of this organs.	2	Credit
Topic 9. The skin (cutis)	Study of literature Questions on the topic: 1. Nerves and blood vessels of the skin. 2. Ectoderm and neuroderm. 3. Derivatives of the skin. 4. Structure and functions of the mammary gland.	2	Credit
Total for the III term	18 hours		

Ministry of Science and Higher Education of the Russian Federation Ulyanovsk State University	Form	
F - Working program on discipline « Neuroanatomy »		

11. EDUCATIONAL-METHODICAL AND INFORMATION SUPPORT OF DISCIPLINE

a) The list of recommended literature

Main literature:

1. Sapin, M. R. Textbook of human anatomy = Анатомия человека : for medical students : учебное пособие для студентов медицинских вузов (на англ. яз.) : in 2 vol. Vol. 1 / M. R. Sapin, L. L. Kolesnikov, D. B. Nikitjuk ; ed. by M. R. Sapin. - 2nd ed. - Moscow : New Wave, 2020. - 416 с
2. Sapin, M. R. Textbook of human anatomy = Анатомия человека : for medical students : учебное пособие для студентов медицинских вузов (на англ. яз.) : in 2 vol. Vol. 2 / M. R. Sapin, L. L. Kolesnikov, D. B. Nikitjuk ; ed. by M. R. Sapin. - 2nd ed. - Moscow : New Wave, 2020. - 480 с

Additional literature:

1. Human Eye and Ear Anatomy in Diagrams and Charts : Instructional recommendations on human anatomy / Zerkalova Yu. F. , M. V. Vorotnikova, R. M. Khairullin [et al.]; Ulyanovsk State University, Insitute of Medicine, Ecology and Physical culture. - Ulyanovsk : ULSU, 2019. - Текст на англ. яз.; Загл. с экрана. - Электрон. текстовые дан. (1 файл : 692 КБ). - Текст : электронный. <http://lib.ulsu.ru/MegaPro/Download/MObject/1458>
2. Veins and venous anastomoses of the trunk, and it's clinical value : for students of the Faculty of Medicine in the following specialties: 31.05.01 - General Medicine : In English / O. B. Astakhov, A. O. Plugatyreva ; Ulyanovsk State University, Insitute of Medicine, Ecology and Physical culture. - Ulyanovsk : ULSU, 2018. - 39 p. : ill. - Текст на англ. яз.
3. Neuroanatomy : methodological recommendations for students (Specialty 31.05.01 «General medicine») / Zerkalova Yu. F. , M. V. Vorotnikova, Ю. Ф. Зеркалова; Ulyanovsk State University, Insitute of Medicine, Ecology and Physical culture. - Ulyanovsk : ULSU, 2019. - Текст на англ. яз.; Загл. с экрана. - Электрон. текстовые дан. (1 файл : 380 КБ). - Текст : электронный. <http://lib.ulsu.ru/MegaPro/Download/MObject/2888>
4. The neuroanatomy : practical skills workbook (III semester) / Zerkalova Yu. F. , M. V. Vorotnikova, Ю. Ф. Зеркалова; Ulyanovsk State University, Insitute of Medicine, Ecology and Physical culture. - Ulyanovsk : ULSU, 2019. - Текст на англ. яз.; Загл. с экрана. - Электрон. текстовые дан. (1 файл : 491 КБ). - Режим доступа: ЭБС УлГУ. - Текст : электронный. <http://lib.ulsu.ru/MegaPro/Download/MObject/2889>

Educational-methodical reading:


1. Methodological recommendations for self-study work of students on discipline «Neuroanatomy» : Specialty - 31.05.01 "General medicine". Form of study: intramural / J. F. Zerkalova, M. V. Vorotnikova; Ulyanovsk State University, Faculty of Medicine, Department of Human Anatomy. - 2023. - 10 p. - Неопубликованный ресурс. - URL: <http://lib.ulsu.ru/MegaPro/Download/MObject/14771>. - Режим доступа: ЭБС УлГУ. - Текст : электронный.

AGREED:

Leading specialist / *Специалист* / *Смаф* / *2023*
The position of the worker scientific library Full name signature data

b) Software:

Information infrastructure of the department includes web-page on the official website of the University, its own computer lab for testing students at 8 workplaces, personal computers, the

Ministry of Science and Higher Education of the Russian Federation Ulyanovsk State University	Form	
F - Working program on discipline « Neuroanatomy »		

current generation (equipped with every job faculty, staff and graduate students), multimedia lecture complex (2 stationary and portable), all computers, without exception, are in the local network of university and have access to the Internet, printers, copiers, computer hardware. 100% of lectures in the field of medical faculty provided multimedia presentations, including animations and video clips. The training process uses more than 30 electronic textbooks and open Internet resources, including the use of on-line mode during practical classes and lectures, a DVD-videos on certain sections of the subjects taught, the department organized base of electronic textbooks and atlases with your network access to the local network of educational building of the medical Faculty.

c) Database, information and reference, search systems:

1. Digital Library System:

1.1. Цифровой образовательный ресурс IPRsmart : электронно-библиотечная система : сайт / ООО Компания «Ай Пи Ар Медиа». - Саратов, [2023]. – URL: <http://www.iprbookshop.ru>. – Режим доступа: для зарегистрир. пользователей. - Текст : электронный.

1.2. Образовательная платформа ЮРАЙТ : образовательный ресурс, электронная библиотека : сайт / ООО Электронное издательство «ЮРАЙТ». – Москва, [2023]. - URL: <https://urait.ru>. – Режим доступа: для зарегистрир. пользователей. - Текст : электронный.

1.3. База данных «Электронная библиотека технического ВУЗа (ЭБС «Консультант студента») : электронно-библиотечная система : сайт / ООО «Политехресурс». – Москва, [2023]. – URL: <https://www.studentlibrary.ru/cgi-bin/mb4x>. – Режим доступа: для зарегистрир. пользователей. – Текст : электронный.

1.4. Консультант врача. Электронная медицинская библиотека : база данных : сайт / ООО «Высшая школа организации и управления здравоохранением-Комплексный медицинский консалтинг». – Москва, [2023]. – URL: <https://www.rosmedlib.ru>. – Режим доступа: для зарегистрир. пользователей. – Текст : электронный.

1.5. Большая медицинская библиотека : электронно-библиотечная система : сайт / ООО «Букап». – Томск, [2023]. – URL: <https://www.books-up.ru/ru/library/>. – Режим доступа: для зарегистрир. пользователей. – Текст : электронный.

1.6. ЭБС Лань : электронно-библиотечная система : сайт / ООО ЭБС «Лань». – Санкт-Петербург, [2023]. – URL: <https://e.lanbook.com>. – Режим доступа: для зарегистрир. пользователей. – Текст : электронный.

1.7. ЭБС Znanium.com : электронно-библиотечная система : сайт / ООО «Знаниум». - Москва, [2023]. - URL: <http://znanium.com>. – Режим доступа : для зарегистрир. пользователей. - Текст : электронный.

2. **КонсультантПлюс** [Электронный ресурс]: справочная правовая система. / ООО «Консультант Плюс» - Электрон. дан. - Москва : КонсультантПлюс, [2023].


3. Базы данных периодических изданий:

3.1. eLIBRARY.RU: научная электронная библиотека : сайт / ООО «Научная Электронная Библиотека». – Москва, [2023]. – URL: <http://elibrary.ru>. – Режим доступа : для авториз. пользователей. – Текст : электронный

3.2. Электронная библиотека «Издательского дома «Гребенников» (Grebinnikon) : электронная библиотека / ООО ИД «Гребенников». – Москва, [2023]. – URL: <https://id2.action-media.ru/Personal/Products>. – Режим доступа : для авториз. пользователей. – Текст : электронный.

4. **Федеральная государственная информационная система «Национальная электронная библиотека»** : электронная библиотека : сайт / ФГБУ РГБ. – Москва, [2023]. – URL: <https://нэб.рф>. – Режим доступа : для пользователей научной библиотеки. – Текст : электронный.

5. **Российское образование** : федеральный портал / учредитель ФГАУ «ФИЦТО». – URL: <http://www.edu.ru>. – Текст : электронный.

Ministry of Science and Higher Education of the Russian Federation Ulyanovsk State University	Form	
F - Working program on discipline « Neuroanatomy »		

of the student) can offer some of the following information perception options tailored to their individual psycho-physical features:

- for the visually impaired: in printed form in large print; in the form of an electronic document; in the form of an audio file (translation of educational materials in audio format); in printed form in Braille; individual consultations involving tactile interpreter; individual tasks and advice.
- for persons with hearing impairments: in printed form; in the form of an electronic document; videos with subtitles; individual counseling with the involvement of a sign language interpreter; individual tasks and advice.
- for people with disorders of the musculoskeletal system: in printed form; in the form of an electronic document; in the form of an audio file; individual tasks and advice. "

If it is necessary to use partially / exclusively distance educational technologies in the educational process, the organization of teaching staff work with students with disabilities and disabled people is provided in the electronic information and educational environment, taking into account their individual psychophysical characteristics.


Developers:

Assistant Professor <small>position</small>	 <small>signature</small>	Zerkalova J.F. <small>full name</small>
Assistant Professor <small>position</small>	 <small>signature</small>	Vorotnikova M.V. <small>full name</small>

Agreed:

Head of Department <small>position</small>	 <small>signature</small>	Slesareva E.V. <small>full name</small>
---	---	--

REVISION SHEET
to the working program « Neuroanatomy » 2023
speciality 31.05.01 General medicine

No	Content of the change or link to the attached text of the change	Head of the department, implementing the discipline	Signature	Date
1.	Introduction of changes to item c) "Professional databases, information and reference systems" item 11 "Educational-methodological and information support of the discipline" with the design of Appendix 1	Slesareva E.V.		14.06.2024

11. EDUCATIONAL-METHODICAL AND INFORMATION SUPPORT OF DISCIPLINE

c) Professional databases, information and reference systems:

1. Digital Library System:

1.1. Цифровой образовательный ресурс IPRsmart : электронно-библиотечная система : сайт / ООО Компания «Ай Пи Ар Медиа». - Саратов, [2024]. – URL: <http://www.iprbookshop.ru>. – Режим доступа: для зарегистрир. пользователей. - Текст : электронный.

1.2. Образовательная платформа ЮРАЙТ : образовательный ресурс, электронная библиотека : сайт / ООО Электронное издательство «ЮРАЙТ». – Москва, [2024]. - URL: <https://urait.ru>. – Режим доступа: для зарегистрир. пользователей. - Текст : электронный.

1.3. База данных «Электронная библиотека технического ВУЗа (ЭБС «Консультант студента») : электронно-библиотечная система : сайт / ООО «Политехресурс». – Москва, [2024]. – URL: <https://www.studentlibrary.ru/cgi-bin/mb4x>. – Режим доступа: для зарегистрир. пользователей. – Текст : электронный.

1.4. Консультант врача. Электронная медицинская библиотека : база данных : сайт / ООО «Высшая школа организации и управления здравоохранением-Комплексный медицинский консалтинг». – Москва, [2024]. – URL: <https://www.rosmedlib.ru>. – Режим доступа: для зарегистрир. пользователей. – Текст : электронный.

1.5. Большая медицинская библиотека : электронно-библиотечная система : сайт / ООО «Букап». – Томск, [2024]. – URL: <https://www.books-up.ru/ru/library/>. – Режим доступа: для зарегистрир. пользователей. – Текст : электронный.

1.6. ЭБС Лань : электронно-библиотечная система : сайт / ООО ЭБС «Лань». – Санкт-Петербург, [2024]. – URL: <https://e.lanbook.com>. – Режим доступа: для зарегистрир. пользователей. – Текст : электронный.

1.7. ЭБС **Znanium.com** : электронно-библиотечная система : сайт / ООО «Знаниум». - Москва, [2024]. - URL: <http://znanium.com>. – Режим доступа : для зарегистрир. пользователей. - Текст : электронный.

2. КонсультантПлюс [Электронный ресурс]: справочная правовая система. / ООО «Консультант Плюс» - Электрон. дан. - Москва : КонсультантПлюс, [2024].

3. eLIBRARY.RU: научная электронная библиотека : сайт / ООО «Научная Электронная Библиотека». – Москва, [2024]. – URL: <http://elibrary.ru>. – Режим доступа : для авториз. пользователей. – Текст : электронный

4. Федеральная государственная информационная система «Национальная электронная библиотека» : электронная библиотека : сайт / ФГБУ РГБ. – Москва, [2024]. – URL: <https://нэб.рф>. – Режим доступа : для пользователей научной библиотеки. – Текст : электронный.

5. Российское образование : федеральный портал / учредитель ФГАУ «ФИЦТО». – URL: <http://www.edu.ru>. – Текст : электронный.

6. Электронная библиотечная система УлГУ : модуль «Электронная библиотека» АБИС Мега-ПРО / ООО «Дата Экспресс». – URL: <http://lib.ulsu.ru/MegaPro/Web>. – Режим доступа : для пользователей научной библиотеки. – Текст : электронный.

AGREED:

Инженер ведущий



Щуренко Ю.В.

2024